



Our Kitchen Garden

Talk together about the plants you might grow in your kitchen garden. With help from a grown-up, write the name of a plant and then circle what they'll need: **shade, some sun, lots of sun // a little water, some water, lots of water.**


THIS PLANT NEEDS:




THIS PLANT NEEDS:



THIS PLANT NEEDS:



THIS PLANT NEEDS:



Our Kitchen Garden



Four vertical rectangular labels with dashed outlines for cutting, arranged in a row.

After you've planted your garden, color in these labels. A grown up can help children cut out the labels and attach them to popsicle sticks or wooden plant markers. Place them in the soil so you can keep track of all the amazing things you've planted!

